



Review



**Cite this article:** Eguiguren A *et al.* 2025  
Integrating cultural dimensions in sperm whale  
(*Physeter macrocephalus*) conservation: threats,  
challenges and solutions. *Phil. Trans. R. Soc. B* **380**:  
20240142.

<https://doi.org/10.1098/rstb.2024.0142>

Received: 5 August 2024

Accepted: 13 December 2024

One contribution of 19 to a theme issue 'Animal  
culture: conservation in a changing world'.

**Subject Areas:**

behaviour, ecology

**Keywords:**

Eastern Tropical Pacific, behaviour, conservation,  
anthropogenic threats, social transmission, sperm  
whale clans

**Author for correspondence:**

Ana Eguiguren

e-mail: [ana.eguiguren@dal.ca](mailto:ana.eguiguren@dal.ca)

Electronic supplementary material is available  
online at [https://doi.org/10.6084/  
m9.figshare.c.7757433](https://doi.org/10.6084/m9.figshare.c.7757433).

# Integrating cultural dimensions in sperm whale (*Physeter macrocephalus*) conservation: threats, challenges and solutions

Ana Eguiguren<sup>1</sup>, Isabel Avila<sup>2,3</sup>, Sarah Mesnick<sup>4</sup>, Mauricio Cantor<sup>5</sup>, Taylor  
Hersh<sup>6</sup>, Héctor Pérez-Puig<sup>7</sup>, Patricia Rosero<sup>8</sup>, Luke Rendell<sup>9</sup>, Hal Whitehead<sup>1</sup>,  
Constanza Rojas<sup>10</sup> and Juan Jose Alava<sup>11</sup>

<sup>1</sup>Department of Biology, Dalhousie University, Halifax, Nova Scotia, Canada

<sup>2</sup>Institute for Terrestrial and Aquatic Wildlife Research (ITAW), University of Veterinary Medicine Hannover, Hannover, Niedersachsen, Germany

<sup>3</sup>Grupo de Investigación en Ecología Animal, Universidad del Valle, Cali, Colombia

<sup>4</sup>Protected Resources, NOAA Fisheries Southwest Fisheries Science Center, La Jolla, CA, USA

<sup>5</sup>Department of Fisheries, Wildlife and Conservation Sciences, and <sup>6</sup>Marine Mammal Institute, Oregon State University, Newport, OR, USA

<sup>7</sup>Marine Mammal Program, Prescott College Kino Bay Center for Cultural and Ecological Studies, Kino, Bahía de Kino, Mexico

<sup>8</sup>Escuela de Ciencias Ambientales, Universidad de Especialidades Espíritu Santo, Samborondon, Guayas, Ecuador

<sup>9</sup>School of Biology, University of St Andrews, St Andrews, Fife, UK

<sup>10</sup>Centro de Estudios Avanzados en Zonas Áridas, La Serena, Coquimbo, Chile

<sup>11</sup>Ocean Pollution Research Unit, Institute for the Oceans and Fisheries, University of British Columbia, Vancouver, British Columbia, Canada

AE, 0000-0001-7651-8189; MC, 0000-0002-0019-5106; TH, 0000-0002-7891-596X;  
LR, 0000-0002-1121-9142

Culture—socially transmitted behaviours shared within a community—can influence animal populations' structure, vulnerability and resilience. Clans of sperm whales in the Eastern Tropical Pacific (ETP) exemplify the profound influence of culture on these dynamics and highlight the challenges of accounting for culture in conservation efforts. Globally, sperm whales are classified as vulnerable, and the ETP sperm whale population has struggled to reach a positive growth rate. This stagnation is partly due to cumulative anthropogenic threats in the region, including fishing conflicts, vessel traffic, pollution, deep sea mining, oil and gas exploration, and anthropogenic climate change. The United Nations Convention on Migratory Species adopted a Concerted Action for ETP sperm whales in 2017, proposing collaborative efforts to address cultural dimensions in conservation. However, knowledge gaps and real-world implementation challenges persist. Here, we review the role of social transmission in shaping sperm whale behaviour and populations, outline current anthropogenic threats and environmental stressors they face in the ETP, and discuss the ongoing challenges of incorporating cultural dimensions into large-scale international conservation efforts. Strengthening transnational collaboration and capitalizing on new technologies for efficient analysis can help bridge these knowledge gaps and enhance future research on this iconic species.

This article is part of the theme issue 'Animal culture: conservation in a changing world'.

## 1. Introduction

The effect that socially transmitted behaviours can have on the ability of a population to persist over time is profound [1–3]. Researchers increasingly recognize the importance of accounting for culture—defined as socially transmitted behaviours shared within a community—to more accurately assess population structure, vulnerability and resilience of species whose behaviours are moulded through social transmission [4]. The role that culture can play in informing conservation efforts was highlighted early on in cetacean species with substantial evidence of cultural transmission [5,6]. Among these, sperm whales (*Physeter macrocephalus*) from the Eastern Tropical Pacific (ETP) ocean have been a flagship species illustrating how deeply culture can affect population structure, behavioural flexibility and vulnerability to changes [2,5,7].

Sperm whales are globally classified as vulnerable by the International Union for Conservation of Nature (IUCN), as their global population size remains below 50% of inferred levels three generations ago as a result of intensive 20th-century whaling [8]. Despite the end of commercial whaling following the International Whaling Commission's 1986 moratorium, population growth worldwide has stagnated, with limited cases of slow recovery and some instances of concerning decline [9]. This is partly due to sperm whales' slow life history and low reproductive rates, with females producing one calf every 4–6 years [9,10]. Additionally, sperm whales currently face contemporary regional and global threats to their marginal capacity for recovery [10]. Notably, populations in human-impacted areas, such as the Mediterranean and the Caribbean Seas, have declined severely due to fishing gear entanglements, vessel traffic and unmanaged tourism [11,12].

Following Resolution 11.23 on the Conservation Implications of Cetacean Culture [6], the Convention on the Conservation of Migratory Species of Wild Animals (CMS) of the United Nations Environment Programme adopted the Concerted Action for Sperm Whales of the ETP. This collective effort relies on evidence for the treatment of sperm whale cultural clans as 'socially significant units'. It proposes the creation of a collaborative research network for CMS member states and beyond (Mexico, Costa Rica, Panama, Colombia, Ecuador, Peru and Chile) [13]. This effort aims to clarify how culture structures ETP sperm whale populations and determine whether clans could be treated as independent conservation units. However, sperm whales in the ETP are highly nomadic, roaming over vast home ranges of thousands of kilometres, making monitoring challenging [14]. Moreover, the ETP faces increasing human activities and unpredictable oceanographic changes that can impact sperm whales' well-being [15,16]. However, as highlighted by subsequent reports submitted to CMS [17], while culture likely influences sperm whale population structure, vulnerability and resilience to anthropogenic threats, there remain significant knowledge gaps and barriers to incorporating a cultural dimension into the conservation of the species.

Our goals here are fivefold. We (i) review current knowledge on the role of social transmission in propagating sperm whale behaviours in the ETP, (ii) detail anthropogenic threats faced by sperm whales in this region, and (iii) describe how this knowledge can inform conservation efforts. We then (iv) discuss the challenges of incorporating culture into the existing conservation framework for sperm whales. We conclude by (v) providing recommendations to overcome these obstacles and highlighting key research avenues for the future.

## 2. Sperm whale culture in the Eastern Tropical Pacific ocean

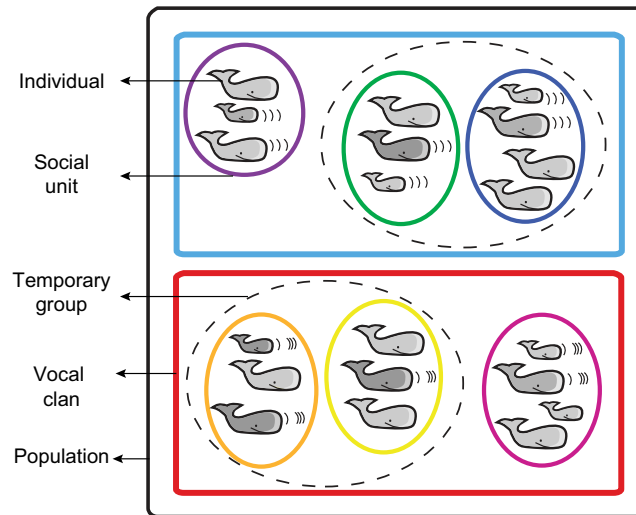
### (a) Sperm whale culture

Social transmission largely shapes sperm whale behaviour, movements and population structure. While mature males—who traverse the ocean from tropical to sub-polar waters—are fairly solitary, females and juveniles—mostly restricted within tropical and temperate waters—are highly social and have a complex, multi-level social structure [9,18,19] (figure 1). At the lowest level, individuals within a *social unit* hold stable and long-lasting social bonds with an average of 11 other individuals, some matrilineally related [21–23]. Individuals from different social units associate temporarily (hours–days), forming a *social group* [24]. However, individuals of different social units only interact with units belonging to the same cultural *clan*, representing the highest social level. Clans are identifiable to researchers based on similarities in the repertoire of their social vocalizations, referred to as *codas* [25]. Codas consist of 3–20 temporally patterned clicks produced by sperm whales in social contexts, often exchanged between individuals [26]. Codas are algorithmically classified into types based on the number and temporal pattern of clicks [27,28]. Thus, clans are collections of social units that frequently use the same coda types [20]. Sperm whales from different clans can be found in sympatry in a region (i.e. <50 km apart) while still maintaining social isolation [20]. Clans can include thousands of individuals across thousands of kilometres within an ocean basin, many of which may never come in contact with each other [29].

Beyond distinct vocal repertoires, sperm whales from different clans have distinct movement patterns, distributions, and fitness, foraging, parental and social behaviours (electronic supplementary material, table S1). These behavioural differences have been identified among sympatric clans, suggesting that these differences are not the product of environmental drivers [25,30]. Instead, the behavioural variations among clans most likely emerged through social transmission—by learning from preferred associates—and became fixed via social conformity—a tendency to imitate behaviours prevalent in one's social group [31].

### (b) Sperm whale clans in the Eastern Tropical Pacific

A recent analysis found seven clans in ETP waters (*Four-Plus*, *Palindrome*, *Plus-One*, *Regular*, *Rapid Decreasing*, *Rapid Increasing* and *Short*) [32]. While some clans have been detected within a narrow range in the ETP (e.g. *Plus-One* found only off the



**Figure 1.** Multi-level social structure of sperm whales. Females and juvenile whales form nearly permanent social units (coloured ellipses) that can create temporary groups (dashed ellipses), usually with social units with which they share a significant portion of their coda repertoires, forming vocal clans (coloured rectangles) within the same geographic region (black rectangle). Schematic adapted from Cantor *et al.* [20].

Galápagos Islands and mainland Ecuador), others (e.g. *Short*) span the entire Pacific Ocean basin [33]. Although this work provides a basin-wide panorama of clan distributions, long-term surveys off the Galápagos Islands showed that clan distribution in the ETP can shift over time. From 1985 to 2014, sighting rates of sperm whales in the region shifted from relatively abundant in the late 1980s and early 1990s to non-existent in the 2000s, followed by a slight increase after 2010 [34]. Remarkably, clans that were frequent in the 1980s and 1990s (*Regular*, *Plus-One*) were entirely replaced in the 2010s (by the *Four-Plus* and *Short* clans) [35], likely due to movements between the waters off the Galápagos Islands and the broader ETP [34,35].

### 3. Threats to sperm whales in the Eastern Tropical Pacific

In the ETP, sperm whales face multiple co-occurring regional and global human-induced threats that may have compounded effects on their health and survival (figure 2) [8,18,37].

#### (a) Global climate change

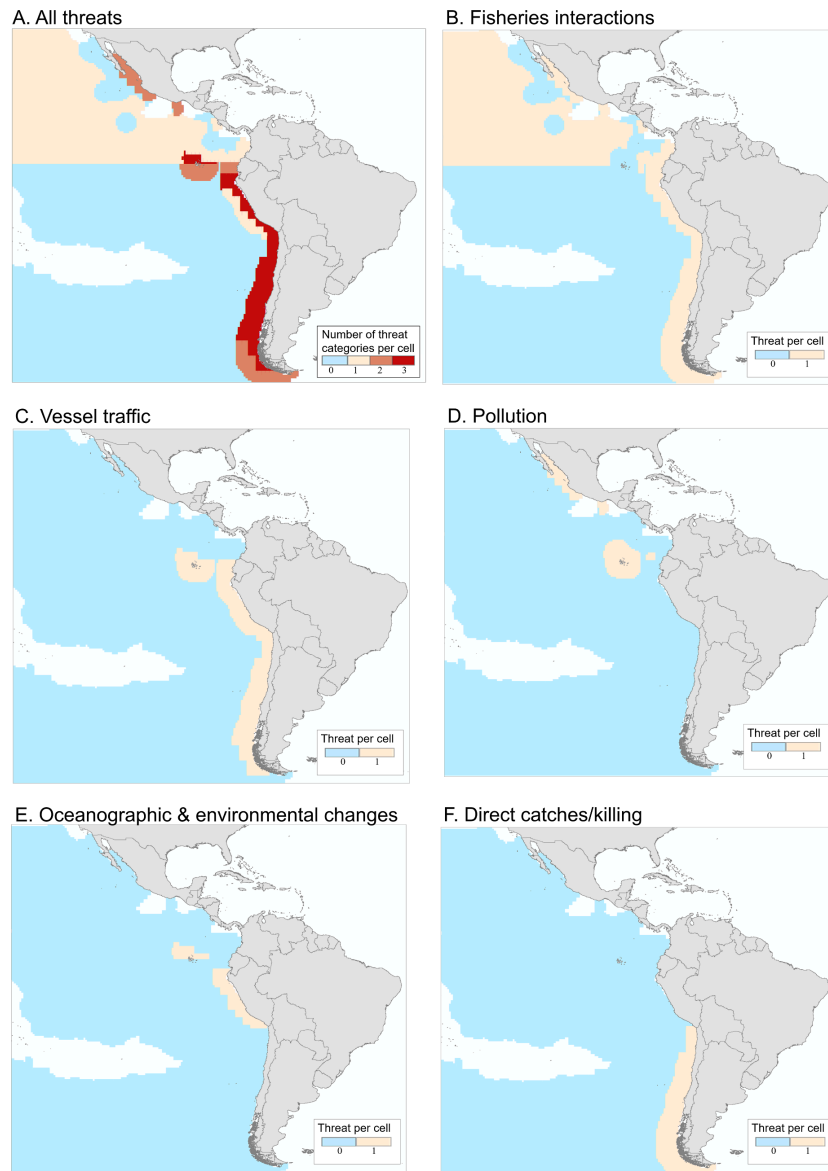
Globally, climate change will likely affect sperm whale foraging success, behaviour and distribution [38]. In the ETP, the home range of sperm whales is predicted to change considerably under the business-as-usual scenario, with increasing probabilities of occurrence in higher latitudes [39,40] (figure 3). In the Northeast and Central Pacific, modelled sperm whale occurrence probabilities are expected to rise from 1–39% to 40–59%. This shift would likely reflect distribution and biomass changes of sperm whales' deep-dwelling cephalopod prey, which are highly susceptible to oceanographic shifts [41–43]. Previously, anomalous warming in the ETP has resulted in the collapse of the Humboldt squid (*Dosidicus gigas*, a main prey item for sperm whales [41,44]), an expansion of the Humboldt squid's distribution [33,45], declines in sperm whale feeding success [37] and large-scale movements of sperm whales from important aggregation zones [46].

#### (b) Fisheries interactions

Locally, sperm whales could be threatened by interactions with fisheries. Most documented sperm whale deaths in the region have been associated with fisheries interactions [36,47,48] (figure 2B), primarily entanglements with gillnets and longlines [49–51]. Although reports are scarce along ETP coastlines (*ca* 104 reports made between the 1980s and 2020), these numbers should be interpreted cautiously [49,50,52–54]. An absence of strandings may indicate movements of sperm whales away from continental waters [50], as well as causes of death associated with a higher probability that a whale will sink far offshore.

Off southern Chile, as in other regions, sperm whales frequently depredate Patagonian toothfish (*Dissostichus eleginoides*) longlines, which has led to entanglement and even a gunshot as an aversive measure by a fisherman [55–57]. Still, the impact of this interaction on local sperm whale well-being remains unclear (figure 2F). These interactions likely involve mature/maturing males, as they have only been documented in cold temperate waters. Though these interactions take place outside the ETP, their impact on male survival could have cascading effects on ETP sperm whale populations if these males would have otherwise reproduced with ETP females [58].

Moreover, a fishing fleet that targets Humboldt squid along the Humboldt Current has increased exponentially in recent years. This international fishery frequently operates in seas outside national jurisdictions. In past decades, catch in the fisheries along the Humboldt Current has increased from 12 550 tonnes in 1990 to 816 914 in 2019 [59,60]. Past work suggests human consumption of squid does not deplete the resources for squid-eating marine mammals [61]. However, the expanding fleet,



**Figure 2.** Risk maps for sperm whales in the ETP. (A) Cumulative risk estimated as the intersection between threats documented between 1991 and 2024 and the modelled core habitat of the species. Red cells show areas of high risk where at least three threats were detected per cell ( $N$  threats = 5; AquaMaps presence probability threshold  $\geq 0.6$ ). The blue region represents the core sperm whale habitat where no threats have been documented. (B–F) Threat-specific risk maps for (B) fisheries interactions, (C) vessel traffic, (D) pollution, (E) oceanographic and environmental changes and (F) direct kills. Tan cells show where each threat has been documented, and blue cells show the core sperm whale habitat, where a specific threat was not documented. Adapted and updated from Avila *et al.* [36].

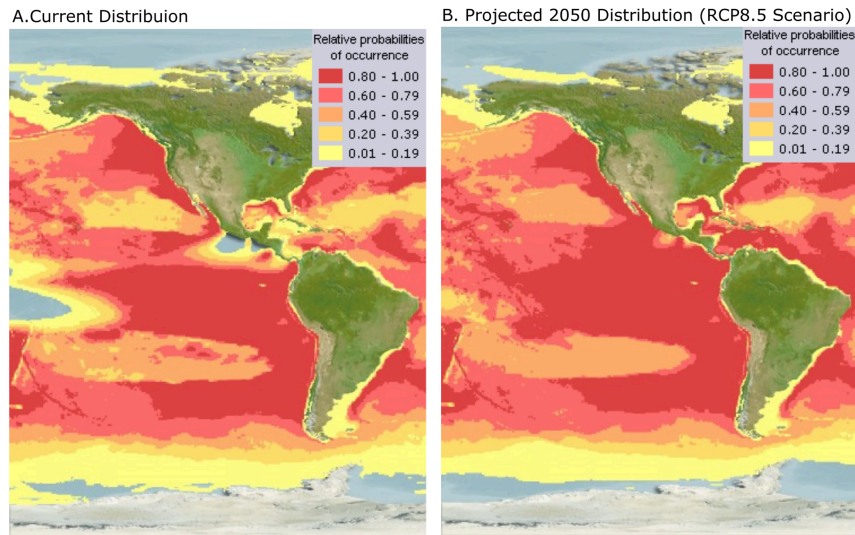
its overlap with sperm whale distribution, updated sperm whale population estimates and changing oceanography warrant a reassessment of this assumption in the region. For instance, in the Gulf of California, the collapse of the Humboldt squid fishery—likely resulting from overexploitation and changing oceanographic conditions—likely explains the disappearance of sperm whales in the region since 2015 [46].

### (c) Vessel collisions

Vessel collisions are a known cause of sperm whale mortality worldwide [62,63]. However, limited data on both their frequency and potential contributing factors impede any reliable assessment of prevalence and trends throughout the ETP. Evidence suggests vessel collisions with sperm whales may be more common than previously suspected in zones with intense traffic (e.g. Canary Islands and Mediterranean Sea), posing a significant threat for sperm whales in these regions [64,65]. For example, in the Midriff Islands Region in the Gulf of California—home to an estimated 350 sperm whales—intense industrial and artisanal vessel traffic complicates efforts to reduce collision-related sperm whale deaths. Throughout the ETP, collision risk is likely to increase with the development of new large-ship routes and commercial ports.

### (d) Oceanic contamination

Oceanic contamination also threatens individual sperm whale health and survival within the ETP [15,66] (figure 2D). Biomarker analyses of skin samples from the Pacific Ocean showed that whales off the Galápagos Islands had the highest levels of enzymes



**Figure 3.** Distribution map of Eastern Pacific sperm whales. (A) Current sperm whale native home range distribution map. (B) Projected sperm whale native home range distribution map for 2050 under the RCP8.5 climate change scenario. The RCP8.5 is a representative concentration pathway (RCP) where greenhouse gas emissions continue escalating to the highest concentration in the absence of effective climate change policies, resulting in a 4.3°C temperature rise by 2100 [39,40]. The scale bar shows the relative probability of occurrence of sperm whales, ranging from 0.01–0.19 (i.e. light yellow) to 0.80–1.0 (i.e. red), standing for 1.0–20% and 80–100% probability of occurrence. Maps were computer generated and adapted from AquaMaps (2019) online (i.e. for *P. macrocephalus* (<https://www.sealifebase.ca/summary/Physeter-macrocephalus.html>) with modelled year 2050 native range map based on IPCC RCP8.5 emissions scenario; <https://www.aquamaps.org>).

associated with organic compound contamination (e.g. polycyclic aromatic hydrocarbons (PAHs) and persistent organochlorine pollutants (POPs)) [66,67]. Microplastics have been detected in all water and organism samples across the ETP [68], including in zooplankton and fish around the Galápagos Islands [69,70]. Concerningly, micro- and macro-plastics were found in most Humboldt squid tissues off Ecuador and the Humboldt Current [71,72]. In other regions of the world, the death of stranded sperm whales has been linked to the individual consumption of several tons of plastic, often discarded fishing gear [73–75].

### (e) Acoustic pollution

Acoustic pollution—generated by naval operations, seismic exploration associated with offshore oil and mineral extraction, sonar and vessel traffic [76]—can travel hundreds of kilometres and can impair sperm whales’ ability to echolocate, displace them from their habitats, damage their auditory organs and even cause death [61]. Vessel traffic and its associated noise in the ETP is concentrated near coastal waters, particularly off northern Peru, Ecuador, Panama and the southwest and west coasts of Mexico, where it could pose a significant threat to sperm whales [77]. Although there are no reports on sperm whale deaths, injuries or behavioural responses attributed to acoustic pollution in the ETP, this does not eliminate the possibility that sperm whales are affected by this threat.

### (f) Deep-sea mining

Deep-sea mining activities can also impact ecologically important species and populations, including sperm whales’ squid prey, through habitat destruction and the production and resuspension of large, persistent sediment plumes, metals and toxic organic pollutants [69,78,79]. While marine mining is limited in the ETP, there are signs that member states aim to expand their extractive frontiers toward the oceans. For example, the Clarion–Clipperton Zone is a large region in the Pacific Ocean between Hawaii and Mexico for which use contracts have been granted by the International Seabed Authority [80].

### (g) Geographic range of threats

Most threats have been documented in nearshore waters, where human populations and activities are concentrated, particularly off Ecuador, Peru and Chile (figure 2). Here, sperm whales face significant risks from fisheries interactions, especially in oceanic and nearshore waters off mainland Ecuador [81–83], where major industrial and small-scale (artisanal) fishing fleets operate [84,85]. Notably, high levels of risk to sperm whales have been registered around the Galápagos Islands despite it being a marine protected area (MPA), particularly associated with high levels of illegal, unreported and unregulated (IUU) fishing from Asian nations in and around the MPA boundaries [86,87] (figure 2). However, the absence of risks shown in figure 2 does not necessarily mean no threats exist in a region. Instead, this most likely reflects the limited information on threats available for some areas [36,88].

## 4. The implications of social learning for sperm whale conservation

### (a) Social learning and adaptability

The ability of sperm whales to socially learn has important implications for the speed with which they can adapt to change, which may have dual consequences for their survival. On the one hand, the ability to adopt behaviours in a short period could confer sperm whales resilience against novel threats [2]. For example, the early decline in harpooning success rates during open-boat whaling in the 18th and 19th centuries likely resulted from the rapid social transmission of defensive strategies among groups of sperm whales [89]. However, social transmission can also spread behaviours that create conflicts. For instance, the social diffusion of depredation on Alaskan demersal fishing lines among mature male sperm whales has increased conflicts with fishers in the region [90].

Conversely, if sperm whales favour ‘traditional’ over novel behaviours, they may be unable to adapt to changing conditions [91]. This is exemplified by southern resident killer whales (*Orcinus orca*), whose culturally transmitted preference for Chinook salmon (*Oncorhynchus tshawytscha*) has resulted in significant southern resident population declines as Chinook salmon availability has decreased despite viable alternative prey options [92]. Understanding the dynamics by which sperm whale behaviour can (or cannot) adapt to changing conditions will improve our ability to predict the response and trajectory of sperm whale populations to anthropogenic threats.

### (b) Key individuals as repositories of knowledge

In long-lived social species, older individuals can hold ecological knowledge crucial to the survival of their group [93,94]. Among sperm whales, older females may significantly contribute to their social unit’s fitness despite their depleted reproductive capacity [9]. The value of key individuals as knowledge repositories in sperm whales can be illustrated by the prolonged effect of industrial whaling on sperm whale populations in the ETP, even after its cessation [26,95]. A current hypothesis suggests that removing a vast proportion of the sperm whales’ population not only eliminated individuals but also valuable ecological knowledge, contributing to the low reproductive rates for 15 years after the whaling moratorium [58]. Population viability assessments need to account for the disproportionate contribution of older, non-reproductive females to a group’s fitness to accurately represent a population’s recovery potential.

### (c) Culturally distinct units

Conservation legislation and organizations (IUCN, US Endangered Species Act, Canada’s Species at Risk Act) generally define sub-species level conservation units as discrete populations/social groups with ecological or conservation significance. Although the requirements to meet these criteria are debated [96–98], recent efforts have incorporated culturally transmitted behavioural variability into delineating conservation units and informing management [99,100]. Delineating conservation units based on cultural distinctions can improve management outputs if these are stable, heritable and impact demography, fitness and conservation outputs [4,99,100]. Moreover, data on socially transmitted acoustic repertoires are usually easier to collect than other traditional lines of evidence (e.g. genetics or morphology), which may enable us to elucidate population structure and conservation priorities more efficiently [101].

The distinct dialects of ETP sperm whale clans reflect social segregation maintained across generations, reflected by differences in maternally inherited mitochondrial haplotypes between the clans [102]. Evidence suggests that sperm whale dialects in the ETP have evolved to increase clan identifiability, particularly among sympatric clans [32], which highlights the importance of distinct dialects to the whales themselves. Thus, ETP sperm whale clans represent a stable level of population structure holding inherent conservation value [100].

Additionally, some culturally transmitted behavioural differences among sperm whale clans in the region may be associated with different levels of vulnerability to anthropogenic threats and oceanographic changes. ETP sperm whale clans have been found to respond differently to anomalously warm temperatures during El Niño–Southern Oscillation events, suggesting some may be more intrinsically vulnerable to extinction (electronic supplementary material, table S1) [103,104]. Similarly, like populations with narrow home ranges, clans with a narrow geographic distribution may be more intrinsically vulnerable to extinction than more widely distributed clans [32]. However, the stability of these behavioural differences over time and their relevance for directed conservation remains uncertain.

## 5. Ongoing challenges to the effective conservation of Eastern Tropical Pacific sperm whales

### (a) Knowledge gaps

Adequate conservation relies on defining conservation units and assessing the severity of threats to their survival. This is difficult to achieve at relevant temporal and spatial scales for sperm whales due to their deep-diving behaviours, vast oceanic home ranges, nomadic movements and long life histories. Namely, long-term and wide-ranging monitoring are prohibitively costly to research groups in nations along ETP coasts [7]. Most research on sperm whales in the region has been conducted and financed by groups from high-income countries (e.g. Canada, USA and UK), while local research is often opportunistic

or self-funded. This has resulted in significant gaps in our understanding of sperm whale population structure, movements, exposure and vulnerability.

Current status assessments and population models refer to populations delineated by ocean basins or stock designations based on geographic boundaries and—sometimes—movement and genetic data [105–107]. Moreover, direct measurements of human impacts on sperm whales' individual- and population-level well-being are extremely rare. Consequently, our understanding of the vulnerability of sperm whales in the ETP to threats is mainly extrapolated from studies elsewhere (e.g. the Mediterranean [11]), based on a few stranding reports [47,48,108], inferred from population trajectory models, or gleaned from models of sperm whale habitat and threat overlap [95,109].

While incorporating a cultural dimension could improve assessments and policies directed at sperm whale conservation in the region, available data are currently insufficient. Research on ETP sperm whale clan behaviour and ecology stems from surveys conducted between 1985 and 2014 off the Galápagos Islands and, sporadically, the west coast of South America (electronic supplementary material, table S1). But, despite this decades-long effort, our understanding of sperm whale clans' behaviour, movements and connectivity represents a fragment of sperm whales' distribution and lifespan, limiting our capacity to assess their vulnerability at a clan level.

Additionally, research in the region has almost entirely focused on females and juvenile sperm whales, leaving mature males out of the picture. Sperm whales are extremely sexually dimorphic [26]. Unlike females, whose movements are restricted within ocean basins, males can travel and reproduce across basins and with multiple clans [110]. The morphological differences between male and female sperm whales seem to result in distinct ecological niches [111–113]. Mature males are, therefore, exposed to distinct threats—such as interactions with demersal fisheries in circumpolar waters [55,114]—and may have different responses to oceanographic changes than females. Currently, we do not understand the natal origins, movements or vulnerability of mature males that mate and forage in the ETP, nor how clan identity influences mating behaviours [115]. While some mature males encountered in the Gulf of Alaska have natal ties with the Gulf of California, it is uncertain whether this link extends further south [106]. Still, declines in the adult male population can severely affect overall reproductive rates many years after the causes of mortality are eliminated [58,95].

## (b) Existing conservation instruments and legislation

Conservation instruments and legislation that apply to ETP sperm whales do so either at a species or stock level (electronic supplementary material, table S2). Stock boundaries for sperm whales often reflect geographical and national boundaries [105] and may incorporate movement and genetic data [106,107]. However, these definitions fail to capture the species' social and sexual demographic structure.

Some individual nations' legislation may provide avenues to include a cultural dimension to sperm whale conservation. For example, the US's Endangered Species Act [116] contemplates protection for Distinct Population Segments, defined as discrete and ecologically significant population segments that warrant threatened conservation status. Sperm whale clans likely fit the criteria for discreteness and significance [100], although it is unclear if clans are differentially threatened. Recent guidelines for stock assessment reports for the US's Marine Mammal Protection Act also acknowledge that conservation units can be delineated based on movements, distribution and acoustic call types [117], which are distinct among sperm whale clans. Likewise, Ecuador's Constitution recognizes and grants rights to 'nature or Pacha Mama', including to the preservation of its 'vital cycles, structure, functions and evolutionary processes', which could encompass sperm whales' culturally transmitted behaviours. However, not all ETP nations provide the legal framework for the management and conservation of culturally distinct units.

Finally, the protection of sperm whales and other cetaceans in the region is achieved through MPAs, which, despite restricting threatening human activities, are unable to protect highly mobile species fully [118–120]. Moreover, fixed geographic areas are insufficient to protect highly mobile species like sperm whales, whose home ranges extend beyond MPAs and national jurisdictions, where monitoring and enforcement responsibilities are unclear.

## 6. Ways forward

The threats and challenges to conservation faced by sperm whales echo those experienced by other long-lived, highly mobile oceanic species, including other cetaceans, whose behaviours are largely shaped by social learning [121–124]. Moreover, when these species' home ranges span waters outside nations' jurisdiction, similar logistical, economic and political challenges arise [125]. The following actions, while focused on ETP sperm whales, apply to other species and regions sharing similar issues.

### (a) Strengthen trans-national collaboration to support large-scale, long-term research

Collaboration in data collection, sharing and analyses among researchers from nations traversed by sperm whales is essential to inform conservation efforts at appropriate temporal and spatial scales. Establishing the 'Cachalotes del Pacifico' network in 2022, which includes researchers from 17 countries, was a key step towards facilitating collaboration. However, the report on the implementation of the 2017 Concerted Action [13] highlights a lack of funding for research groups based in ETP nations. Recognizing that several of these nations are emerging economies faced with profound social struggles and political instability, the support of institutions in high-income countries will be crucial in filling existing knowledge gaps and bolstering

effective conservation. Effective and sustainable collaboration will require that resources support local research and conservation capacities and that locally informed conservation needs are prioritized [126].

For instance, stranding reports are an extremely valuable and low-cost source of information on sperm whale and other cetacean species' distribution and the threats they face [47,50,83]. Some progress has been made in Mexico; the Mexican Marine Mammal Stranding Network, composed of multiple non-government organizations, currently monitors over 10 000 km of the nation's coastline. However, other ETP nations have struggled to sustain the equipment and logistics required for maintaining stranding networks despite repeated initiatives [127,128]. As a result, stranded individuals are disposed of before data collection or reporting. In Ecuador, no stranded sperm whales have undergone a complete necropsy to confirm the cause of death since 1987, making it impossible to differentiate anthropogenic from natural causes of death (e.g. interspecies interactions, disease and environmental stress). It is therefore essential that collaborative efforts prioritize funding local stranding networks and support the capacity building of local specialists to contribute to our understanding of the threats faced by sperm whales and other cetaceans in the region while ensuring the safety of involved participants.

Open and equitable access to data, research tools and publications is key to facilitating collaboration. Recently developed open-access photo-identification software, like FLUKEBOOK and HAPPYWHALE, allows researchers to match their catalogues to those held by colleagues from across the world, which will help reveal individual movements of sperm whales in a cost-effective way [129,130]. Unfortunately, the lack of connection between these platforms has limited progress toward understanding sperm whale movements globally. We should work towards the creation of an ETP-wide sperm whale catalogue that is managed and maintained by colleagues throughout the region. We likewise encourage open-access code and software—like the IDcall algorithm used to determine clan identity, available as an R script [27]—to facilitate the implementation of consistent analyses across research groups. Importantly, ensuring free knowledge accessibility—including providing Spanish translations of research outcomes and software—will be essential to ensuring the adoption of these technologies.

### (b) Incorporate new technologies for efficient analysis

Incorporating new technologies into a collaborative approach can also expand our comprehension of sperm whale movements, distribution and vulnerability in the region. For instance, deep learning neural network algorithms have been incorporated into open-access photo-identification matching software, making matching across large catalogues much more efficient. This can reveal important information about individual movements through the ETP and beyond [129,130]. Moreover, this technology is available for the photo-identification of other cetacean species, which rely on a variety of morphological features for identification and matching.

Strategically placed autonomous hydrophones can record sperm whale vocalizations over prolonged periods (e.g. months to years) regardless of oceanographic conditions. Analyses of such recordings can elucidate the seasonal distribution of sperm whales in a region [131], group sizes [132], demographic structure [133] and clan identity [32]. Recently developed sperm whale echolocation and coda detection software will dramatically reduce the time required to analyse large acoustic datasets [134], making the data analyses more feasible. Similar species-specific automated acoustic detection technology based on open-access software has been developed for other cetacean species [135,136]. Thus, if the setup and deployment of autonomous hydrophones are done in collaboration with experts from other fields, acoustic data collected could serve to inform on the distribution and temporal patterns of multiple cetacean species simultaneously.

Using drone photogrammetry can also provide valuable insights into the health and exposure to threats of sperm whales and other marine megafauna in the region. For example, aerial body condition measurements can be used to indicate an individual's health [137–139], and aerial photography can also reveal the incidence of human-induced scarring [140]. Comparing these metrics across segments of the sperm whale population (e.g. clans, sexes and regions) could help identify vulnerable groups towards which conservation actions can be directed.

## 7. Concluding remarks

The cultural dynamics of ETP sperm whales significantly influence their population structure and behaviours, underscoring the importance of incorporating cultural dimensions into conservation efforts. Despite the significance of culture for the ETP clans of sperm whales, our understanding of their population dynamics, movements and vulnerability to threats remains limited. This gap is primarily due to the challenges posed by their oceanic habitat, extensive nomadic movements, vast home ranges and long lifespans, compounded by insufficient research and conservation resources in ETP nations. Addressing these challenges requires a multi-faceted approach. First, establishing equitable and inclusive collaborations between ETP nations and high-income countries can enable local research through funding and capacity-building initiatives. Second, adopting new, cost-effective technologies can enhance our understanding of sperm whale movements and behaviours. Finally, prioritizing data sharing and ensuring open access to research findings will advance our understanding of sperm whale biology and promote effective conservation strategies. By bridging these knowledge gaps and fostering international collaboration, we can better safeguard these iconic marine predators and their unique cultural traits, ensuring their survival amidst increasing human-induced threats.

**Ethics.** This work did not require ethical approval from a human subject or animal welfare committee.

**Data accessibility.** Supplementary material is available online [141].

**Declaration of AI use.** We have used AI-assisted technologies in creating this article.

**Authors' contributions.** A.E.: conceptualization, funding acquisition, methodology, project administration, writing—original draft, writing—review and editing; I.A.: conceptualization, formal analysis, investigation, methodology, writing—original draft, writing—review and editing; S.M.: conceptualization, writing—original draft, writing—review and editing; M.C.: conceptualization, writing—original draft, writing—review and editing; T.H.: conceptualization, writing—original draft, writing—review and editing; H.P.-P.: conceptualization, writing—review and editing; P.R.: data curation, investigation, writing—original draft, writing—review and editing; L.R.: conceptualization, supervision, writing—review and editing; H.W.: conceptualization, investigation, methodology, supervision, writing—review and editing; C.R.: conceptualization, writing—review and editing; J.J.A.: conceptualization, data curation, formal analysis, investigation, methodology, software, supervision, writing—original draft, writing—review and editing.

All authors gave final approval for publication and agreed to be held accountable for the work performed therein.

**Conflict of interest declaration.** We declare we have no competing interests.

**Funding.** A.E. was funded by the Killam Graduate Research Scholarship, Nova Scotia Graduate Scholarship and the Rufford Grant. M.C. was supported by the Marine Mammal Research Program Fund and the Jungers Faculty Development and Research Fund at Oregon State University. T.A.H. was supported by the Oregon Gray Whale License Plate Program at the Marine Mammal Institute (Oregon State University). S.L.M was funded by the National Marine Fisheries Service, NOAA.

**Acknowledgements.** We are thankful to all the captains, crew and volunteers who have assisted in fieldwork throughout the years and colleagues who have made this work possible, especially the late Godfrey Merlen and Fernando Félix. We are grateful to all the participants of the Cachalotes del Pacífico Workshop in 2022 and to Philippa Brakes and Heidrun Frisch-Nwakanma for incorporating this information in relevant CMS meetings. This work is dedicated to the memory and conservation legacy of Godfrey Merlen, a Galápagos naturalist and researcher who contributed tremendously to the research and conservation of sperm whales and other marine mammals in the Galápagos Islands.

## References

1. Keith SA, Bull JW. 2017 Animal culture impacts species' capacity to realise climate-driven range shifts. *Ecography* **40**, 296–304. (doi:10.1111/ecog.02481)
2. Brakes P *et al.* 2019 Animal cultures matter for conservation. *Science* **363**, 1032–1034. (doi:10.1126/science.aaw3557)
3. Whiten A. 2021 The burgeoning reach of animal culture. *Science* **372**, e6514. (doi:10.1126/science.abe6514)
4. Brakes P *et al.* 2021 A deepening understanding of animal culture suggests lessons for conservation. *Proc. R. Soc. B* **288**, 20202718. (doi:10.1098/rspb.2020.2718)
5. Whitehead H, Rendell L, Osborne RW, Würsig B. 2004 Culture and conservation of non-humans with reference to whales and dolphins: review and new directions. *Biol. Conserv.* **120**, 431–441. (doi:10.1016/j.biocon.2004.03.017)
6. UNEP/CMS. 2014 Resolution 11.23: Conservation implications of Cetacean Culture. 11th Meet. of the Conf. of the Parties to the Convention on the Conservation of Migratory Species, Quito, Ecuador.
7. Eguiguren A, Avila I, Rosero P, Toro F, Hersh T, Rojas C, Mesnick S, Whitehead H, Alava JJ. 2024 Report on the implementation of the concerted action for the sperm whales (*Physeter macrocephalus*) of the Eastern Tropical Pacific. 14th Meet. of the Conf. of the parties, Convention on Migratory Species, Samarkand, Uzbekistan.
8. Taylor BL, Baird R, Barlow J, Dawson S, Ford JKB, Mead JG, Notarbartolo-Di-Sciara S, Wade P, Pitman RL. 2008 *Physeter macrocephalus*, sperm whale. *IUCN Red List of Threatened Species* 2019. ()
9. Best P, Canham P, Macleod N. 1984 Patterns of reproduction in sperm whales, *Physeter macrocephalus*. *Rep. Int. Whal. Comm. Spec. Issue* **6**, 51–79.
10. Ohsumi S. 1965 Reproduction of the sperm whale in the north-west Pacific. *Sci. Rep. Whales Res. Inst.* **19**, 1–35.
11. Notarbartolo-Di-Sciara G. 2014 Sperm whales, *Physeter macrocephalus*, in the Mediterranean Sea: a summary of status, threats, and conservation recommendations. *Aquat. Conserv.* **24**, 4–10. (doi:10.1002/aqc.2409)
12. Gero S, Whitehead H. 2016 Critical decline of the Eastern Caribbean sperm whale population. *PLoS One* **11**, e0162019. (doi:10.1371/journal.pone.0162019)
13. UNEP/CMS. 2017 Concerted Action 12.2: Concerted action for sperm whales (*Physeter macrocephalus*) of the Eastern Tropical Pacific. UNEP Convention on Migratory Species.
14. Whitehead H, Coakes A, Jaquet N, Lusseau S. 2008 Movements of sperm whales in the tropical Pacific. *Mar. Ecol. Prog. Ser.* **361**, 291–300. (doi:10.3354/meps07412)
15. Alava J. 2022 Multiple anthropogenic stressors in the Galápagos Islands' complex social–ecological system: interactions of marine pollution, fishing pressure, and climate change with management recommendations. *Integr. Environ. Assess. Manag.* **19**, 870–895. (doi:10.1002/ieam.4661)
16. Palacios D. 2023 *Blue corridors of the Eastern Pacific Ocean: opportunities and actions to protect migratory whales*. Technical Report, World Wildlife Fund.
17. UNEP/CMS/COP13. 2020 *Report on the implementation of the concerted action for the sperm whales (Physeter macrocephalus) of the Eastern Tropical Pacific*. Doc2812. UNEP Convention on Migratory Species.
18. Rice D. 1989 Sperm whale. *Physeter macrocephalus* Linnaeus, 1758. In *Handbook of marine mammals* (eds S Ridgway, R Harrison), pp. 177–233. London, UK: Academic Press.
19. Whitehead H, Antunes R, Gero S, Wong SNP, Engelhaupt D, Rendell L. 2012 Multilevel societies of female sperm whales (*Physeter macrocephalus*) in the Atlantic and Pacific: why are they so different? *Int. J. Primatol.* **33**, 1142–1164. (doi:10.1007/s10764-012-9598-z)
20. Cantor M, Gero S, Whitehead H, Rendell L. 2019 Sperm whale: the largest toothed creature on Earth. In *Ethology and behavioral ecology of Odontocetes* (ed. B Würsig), pp. 261–280. Cham, Switzerland: Springer International Publishing. (doi:10.1007/978-3-030-16663-2\_12)
21. Christal J. 1998 An analysis of sperm whale social structure: patterns of association and genetic relatedness. PhD thesis, [Halifax, Nova Scotia, Canada]: Dalhousie University. <http://ezproxy.library.dal.ca/login?url=http://search.proquest.com/docview/304541451?accountid=10406>.
22. Mesnick SL. 2001 Genetic relatedness in sperm whales: evidence and cultural implications. *Behav. Brain Sci.* **24**, 346–347. (doi:10.1017/s0140525x01463965)
23. Gero S, Engelhaupt D, Whitehead H. 2008 Heterogeneous social associations within a sperm whale, *Physeter macrocephalus*, unit reflect pairwise relatedness. *Behav. Ecol. Sociobiol.* **63**, 143–151. (doi:10.1007/s00265-008-0645-x)
24. Christal J, Whitehead H. 2001 Social affiliations within sperm whale (*Physeter macrocephalus*) groups. *Ethology* **107**, 18. (doi:10.1046/j.1439-0310.2001.00666.x)
25. Rendell LE, Whitehead H. 2003 Vocal clans in sperm whales (*Physeter macrocephalus*). *Proc. R. Soc. Lond. B* **270**, 225–231. (doi:10.1098/rspb.2002.2239)
26. Whitehead H. 2003 *Sperm whales: social evolution in the ocean*. Chicago, IL: University of Chicago Press.
27. Hersh TA, Gero S, Rendell L, Whitehead H. 2021 Using identity calls to detect structure in acoustic datasets. *Methods Ecol. Evol.* **12**, 1668–1678. (doi:10.1111/2041-210x.13644)
28. Rendell LE, Whitehead H. 2003 Comparing repertoires of sperm whale codas: a multiple methods approach. *Bioacoustics* **14**, 61–81. (doi:10.1080/09524622.2003.9753513)
29. Whitehead H. 2024 Sperm whale clans and human societies. *R. Soc. Open Sci.* **11**, 231353. (doi:10.1098/rsos.231353)
30. Gero S, Böttcher A, Whitehead H, Madsen PT. 2016 Socially segregated, sympatric sperm whale clans in the Atlantic Ocean. *R. Soc. Open Sci.* **3**, 160061. (doi:10.1098/rsos.160061)

31. Cantor M, Shoemaker LG, Cabral RB, Flores CO, Varga M, Whitehead H. 2015 Multilevel animal societies can emerge from cultural transmission. *Nat. Commun.* **6**, 8091. (doi:10.1038/ncomms9091)
32. Hersh TA *et al.* 2022 Evidence from sperm whale clans of symbolic marking in non-human cultures. *Proc. Natl Acad. Sci. USA* **119**, e2201692119. (doi:10.1073/pnas.2201692119)
33. Hoving HJT *et al.* 2013 Extreme plasticity in life-history strategy allows a migratory predator (jumbo squid) to cope with a changing climate. *Glob. Chang. Biol.* **19**, 2089–2103. (doi:10.1111/gcb.12198)
34. Cantor M, Eguiguren A, Merlen G, Whitehead H. 2017 Galápagos sperm whales (*Physeter macrocephalus*): waxing and waning over three decades. *Can. J. Zool.* **95**, 645–652. (doi:10.1139/cjz-2016-0266)
35. Cantor M, Whitehead H, Gero S, Rendell L. 2016 Cultural turnover among Galápagos sperm whales. *R. Soc. Open Sci.* **3**, 160615. (doi:10.1098/rsos.160615)
36. Avila IC, Kaschner K, Dormann CF. 2018 Current global risks to marine mammals: taking stock of the threats. *Biol. Conserv.* **221**, 44–58. (doi:10.1016/j.biocon.2018.02.021)
37. Whitehead H, Papastavrou V, Smith S. 1989 Feeding success of sperm whales and sea-surface temperature off the Galapagos Islands. *Mar. Ecol. Prog. Ser.* **53**, 201–203. (doi:10.3354/meps053201)
38. Albouy C, Delattre V, Donati G, Frölicher TL, Albouy-Boyer S, Rufino M, Pellissier L, Mouillot D, Leprieur F. 2020 Global vulnerability of marine mammals to global warming. *Sci. Rep.* **10**, 548. (doi:10.1038/s41598-019-57280-3)
39. Riahi K, Rao S, Krey V, Cho C, Chirkov V, Fischer G, Kindermann G, Nakicenovic N, Rafaj P. 2011 RCP 8.5—A scenario of comparatively high greenhouse gas emissions. *Clim. Chang.* **109**, 33–57. (doi:10.1007/s10584-011-0149-y)
40. IPCC. 2019 Summary for Policymakers. In *IPCC special report on the ocean and cryosphere in a changing climate* (ed. HO Pörtner). See <https://www.ipcc.ch/srocc/chapter/summary-for-policymakers/>.
41. Waluda CM, Yamashiro C, Rodhouse PG. 2006 Influence of the ENSO cycle on the light-fishery for *Dosidicus gigas* in the Peru Current: an analysis of remotely sensed data. *Fish. Res.* **79**, 56–63. (doi:10.1016/j.fishres.2006.02.017)
42. Frawley TH, Briscoe DK, Daniel PC, Britten GL, Crowder LB, Robinson CJ, Gilly WF. 2019 Impacts of a shift to a warm-water regime in the Gulf of California on jumbo squid (*Dosidicus gigas*). *ICES J. Mar. Sci.* **76**. (doi:10.1093/icesjms/fsz133)
43. Clarke R, Paliza O, Aguayo A. 1988 Sperm whales of the southeast Pacific, Part IV: fatness, food and feeding. In *Investigations on Cetacea* (ed. G Pilleri), pp. 53–195. Berne, Switzerland: Privately published by G. Pilleri.
44. Taipe A, Yamashiro C, Mariategui L, Rojas P, Roque C. 2001 Distribution and concentrations of jumbo flying squid (*Dosidicus gigas*) off the Peruvian coast between 1991 and 1999. *Fish. Res.* **54**, 21–32. (doi:10.1016/s0165-7836(01)00377-0)
45. Stewart JS, Hazen EL, Bograd SJ, Byrnes JEK, Foley DG, Gilly WF, Robison BH, Field JC. 2014 Combined climate- and prey-mediated range expansion of Humboldt squid (*Dosidicus gigas*), a large marine predator in the California Current System. *Glob. Chang. Biol.* **20**, 1832–1843. (doi:10.1111/gcb.12502)
46. Pérez-Puig H, Arias Del Razo A, Ahuatzin Gallardo D, Bolaños J. 2024 The departure of sperm whales (*Physeter macrocephalus*) in response to the declining jumbo squid (*Dosidicus gigas*) population in the central portion of the Gulf of California. *PeerJ* **12**, e18117. (doi:10.7717/peerj.18117)
47. García-Godos I, Waerebeek KV, Alfaro-Shigueto J, Mangel JC. 2013 Entanglements of large cetaceans in Peru: few records but high risk. *Pac. Sci.* **67**, 523–532. (doi:10.2984/67.4.3)
48. Rosero P. 2018 La problemática de la interacción con pesquerías en Ecuador y experiencias para mitigarla. In *Taller regional sobre alternativas para la reducción de la mortalidad incidental de mamíferos marinos en artes de pesca - informe del taller* (ed. Comisión Permanente del Pacífico Sur), p. 49. Guayaquil, Ecuador: National Oceanic and Atmospheric Administration/World Wildlife Fund/Comisión Permanente del Pacífico Sur.
49. Galletti-Vernazzano B, Cabrera E. 2007 Varamiento de cetáceos en Chile 1970–2005 y su relación con impactos antropogénicos. In *Memorias del taller de trabajo sobre el impacto de las actividades antropogénicas en mamíferos marinos en el Pacífico sudeste* (ed. Comisión Permanente del Pacífico Sur & Programa de las Naciones Unidas para el Medio Ambiente), pp. 32–37. Guayaquil, Ecuador: CPSS/PNUMA.
50. Félix F, Haase B, DenKinger J, Falconi J. 2010 Varamientos de mamíferos marinos registrados en la costa continental de Ecuador entre 1996 y 2009. *Acta Ocean* **16**, 61–73.
51. Rosero P. 2017 Pesca incidental de cetáceos con redes de enmalle de superficie en Ecuador. PhD thesis, [Las Palmas de Gran Canaria]: Universidad de Las Palmas de Gran Canaria.
52. Gallo-Reynoso JP. 2003 *Mortandad de los mamíferos marinos en el área de Guaymas debido a las pesquerías*. Guaymas, México: Centro de Investigación en Alimentación y Desarrollo.
53. Pizarro-Neyra J. 2010 Varamiento de cetáceos en Tacna, Perú (2002–2010). *Rev. Peru. Biol.* **17**, 253–255. (doi:10.15381/rpb.v17i2.37)
54. Alvarado-Rybak M *et al.* 2020 50 years of cetacean strandings reveal a concerning rise in Chilean Patagonia. *Sci. Rep.* **10**, 9511. (doi:10.1038/s41598-020-66484-x)
55. Hucce-Gaete R, Moreno CA, Arata J. 2004 Operational interactions of sperm whales and killer whales with the Patagonian toothfish industrial fishery of Southern Chile. *CCAMLR Sci.* **11**, 127–140.
56. Straley JM, Schorr GS, Thode AM, Calambokidis J, Lunsford CR, Chenoweth EM, O'Connell VM, Andrews RD. 2014 Depredating sperm whales in the Gulf of Alaska: local habitat use and long distance movements across putative population boundaries. *Endanger. Species Res.* **24**, 125–135. (doi:10.3354/esr00595)
57. González E, Olivarría C. 2002 Interactions between Odontocetes and the artisan fisheries of Patagonian toothfish *Disostichus eleginoides* off Chile, Eastern South Pacific. In *Toothed whale/longline fisheries interactions in the South Pacific* (ed. SPREP, the Pacific Regional Environment Programme). SPREP.
58. Whitehead H, Christal J, Dufault S. 1997 Past and distant whaling and the rapid decline of sperm whales off the Galápagos Islands. *Conserv. Biol.* **11**, 1387–1396. (doi:10.1046/j.1523-1739.1997.96246.x)
59. SPRFMO. 2020 Squid information held by the secretariat. In *8th Meet. of the Scientific Committee, New Zealand*. (doi:10.1109/ICIMU49871.2020.9243352). <https://www.sprfmo.int/assets/Meetings/SC/8th-SC-2020/SC8-SQ01-rev1-clean-Squid-information-held-by-the-Secretariat.pdf>.
60. Eguiguren A, Rosero P, Félix F, Cáceres-Farías L, Tirira D. 2021 Cachalote (*Physeter macrocephalus*). In *Libro rojo de los mamíferos del Ecuador* (ed. D Tirira). Quito, Ecuador: Asociación Ecuatoriana de Mastozoología, Fundación Mamíferos y Conserfación, Pontificia Universidad Católica del Ecuador, Ministerio del Ambiente, Agua y Transición Ecológica del Ecuador. See <https://bioweb.bio/faunaweb/mamiferoslibrorrojo/FichaEspecie/Physeter%20macrocephalus/%5BToda%20la%20poblaci%C3%B3n%20del%20Ecuador%5D>.
61. Weilgart L, Okeanos Foundation. 2013 A review of the impacts of seismic airgun surveys on marine life. In *CBD Expert Workshop on Underwater Noise: Its Impacts on Marine Coastal Biodiversity*, pp. 25–27. <https://www.cbd.int/doc/meetings/mar/mcbem-2014-01/other/mcbem-2014-01-submission-seismic-airgun-en.pdf>.
62. Laist D, Knowlton A, Mead J, Collet A, Podestà M. 2001 Collision between ships and whales. *Mar. Mammal Sci.* **17**, 35–75. (doi:10.1111/j.1748-7692.2001.tb00980.x)
63. Jensen A, Silber GK. 2004 *Large whale ship strike database*. US Department of Commerce, NOAA Technical Memorandum. NMFS-OPR25.. See [https://repository.library.noaa.gov/view/noaa/23127/noaa\\_23127\\_DS1.pdf](https://repository.library.noaa.gov/view/noaa/23127/noaa_23127_DS1.pdf).
64. Van Waerebeek K *et al.* 2007 Vessel collisions with small cetaceans worldwide and with large whales in the Southern Hemisphere, an initial assessment. *Lat. Am. J. Aquat. Mamm.* **6**, 43–69. (doi:10.5597/lajam00109)
65. Sèbe M, Kontovas C A, Pendleton L. 2019 A decision-making framework to reduce the risk of collisions between ships and whales. *Mar. Policy* **109**, 103697. (doi:10.1016/j.marpol.2019.103697)

66. José Alava J, Ross PS. 2018 Pollutants in tropical marine mammals of the Galápagos Islands, Ecuador: an ecotoxicological quest to the last Eden. In *Marine mammal ecotoxicology* (eds C Fossi, C Pantti), pp. 213–234. London, UK: Elsevier/ Academic Press. (doi:10.1016/B978-0-12-812144-3.00008-5)
67. Godard-Coding CAJ *et al.* 2011 Pacific Ocean-wide profile of CYP1A1 expression, stable carbon and nitrogen isotope ratios, and organic contaminant burden in sperm whale skin biopsies. *Environ. Health Perspect.* **119**, 337–343. (doi:10.1289/ehp.0901809)
68. Alfaro-Núñez A, Astorga D, Cáceres-Farías L, Bastidas L, Soto Villegas C, Macay K, Christensen JH. 2021 Microplastic pollution in seawater and marine organisms across the tropical Eastern Pacific and Galápagos. *Sci. Rep.* **11**, 6424. (doi:10.1038/s41598-021-85939-3)
69. Jones JS, Porter A, Muñoz-Pérez JP, Alarcón-Ruales D, Galloway TS, Godley BJ, Santillo D, Vagg J, Lewis C. 2021 Plastic contamination of a Galapagos Island (Ecuador) and the relative risks to native marine species. *Sci. Total Environ.* **789**, 147704. (doi:10.1016/j.scitotenv.2021.147704)
70. McMullen K, Vargas FH, Calle P, Alavarado-Cadena O, Pakhomov EA, Alava JJ. 2024 Modelling microplastic bioaccumulation and biomagnification potential in the Galápagos penguin ecosystem using Ecopath and Ecosim (EwE) with Ecotracer. *PLoS One* **19**, e0296788. (doi:10.1371/journal.pone.0296788)
71. Rosas-Luis R. 2016 Description of plastic remains found in the stomach contents of the jumbo squid *Dosidicus gigas* landed in Ecuador during 2014. *Mar. Pollut. Bull.* **113**, 302–305. (doi:10.1016/j.marpolbul.2016.09.060)
72. Gong Y, Wang Y, Chen L, Li Y, Chen X, Liu B. 2021 Microplastics in different tissues of a pelagic squid (*Dosidicus gigas*) in the northern Humboldt Current ecosystem. *Mar. Pollut. Bull.* **169**, 112509. (doi:10.1016/j.marpolbul.2021.112509)
73. Jacobsen JK, Massey L, Gulland F. 2010 Fatal ingestion of floating net debris by two sperm whales (*Physeter macrocephalus*). *Mar. Pollut. Bull.* **60**, 765–767. (doi:10.1016/j.marpolbul.2010.03.008)
74. Unger B *et al.* 2016 Large amounts of marine debris found in sperm whales stranded along the North Sea coast in early 2016. *Mar. Pollut. Bull.* **112**, 134–141. (doi:10.1016/j.marpolbul.2016.08.027)
75. Alexiadou P, Foskolos I, Frantzis A. 2022 Corrigendum to 'Ingestion of macroplastics by odontocetes of the Greek Seas, Eastern Mediterranean: Often deadly!' [*Mar. Pollut. Bull.* 146 (2019) 67–75]. *Mar. Pollut. Bull.* **179**, 113716. (doi:10.1016/j.marpolbul.2022.113716)
76. Hildebrand J. 2009 Anthropogenic and natural sources of ambient noise in the ocean. *Mar. Ecol. Prog. Ser.* **395**, 5–20. (doi:10.3354/meps08353)
77. Duarte CM *et al.* 2021 The soundscape of the Anthropocene ocean. *Science* **371**, a4658. (doi:10.1126/science.aba4658)
78. Drazen JC *et al.* 2020 Midwater ecosystems must be considered when evaluating environmental risks of deep-sea mining. *Proc. Natl Acad. Sci. USA* **117**, 17455–17460. (doi:10.1073/pnas.2011914117)
79. Levin LA, Amon DJ, Lily H. 2020 Challenges to the sustainability of deep-seabed mining. *Nat. Sustain.* **3**, 784–794. (doi:10.1038/s41893-020-0558-x)
80. International Seabed Authority. 2024 *Minerals: polymetallic nodules*. See <https://www.isa.org.jm/exploration-contracts/polymetallic-nodules/> (accessed 9 April 2025).
81. Alava JJ, Barragán MJ, Denkinger J. 2012 Assessing the impact of bycatch on Ecuadorian humpback whale breeding stock: a review with management recommendations. *Ocean Coast. Manag.* **57**, 34–43. (doi:10.1016/j.ocecoaman.2011.11.003)
82. José Alava J, Tatar B, José Barragán M, Castro C, Rosero P, Denkinger J, Jiménez PJ, Carvajal R, Samaniego J. 2019 Mitigating cetacean bycatch in coastal Ecuador: governance challenges for small-scale fisheries. *Mar. Policy* **110**, 102769. (doi:10.1016/j.marpol.2017.05.025)
83. Rosero RP. 2019 Pesca incidental de cetáceos con redes de enmalle de superficie en Ecuador. *Mamm. Aequat.* **2019**, 51–59. (doi:10.59763/mam.aequ.v1i7)
84. Alava JJ, Lindop A, Jacquet J. 2015 *Marine fisheries catch reconstructions for continental Ecuador: 1950–2010*. The University of British Columbia—Fisheries Center Working Papers Series. (doi:10.13140/2.1.1150.5447)
85. Martínez-Ortiz J, Aires-da-Silva AM, Lennert-Cody CE, Maunder MN. 2015 The Ecuadorian artisanal fishery for large pelagics: species composition and spatio-temporal dynamics. *PLoS One* **10**, e0135136. (doi:10.1371/journal.pone.0135136)
86. Alava JJ, Paladines F. 2017 Illegal fishing on the Galápagos high seas. *Science* **357**, 1362. (doi:10.1126/science.aap7832)
87. Alava J. 2017 Massive Chinese fleet jeopardizes threatened shark species around the Galapagos Marine Reserve and waters off Ecuador: implications for national and international fisheries policy. *Int. J. Fish. Sci. Res* **1**, 1001. [https://www.jscentral.org/assets/articles/fulltext\\_ijfsr-v1-1001.pdf](https://www.jscentral.org/assets/articles/fulltext_ijfsr-v1-1001.pdf)
88. Schipper J *et al.* 2008 The status of the world's land and marine mammals: diversity, threat, and knowledge. *Science* **322**, 225–230. (doi:10.1126/science.1165115)
89. Whitehead H, Smith TD, Rendell L. 2021 Adaptation of sperm whales to open-boat whalers: rapid social learning on a large scale? *Biol. Lett.* **17**, 20210030. (doi:10.1098/rsbl.2021.0030)
90. Schakner ZA, Lunsford C, Straley J, Eguchi T, Mesnick SL. 2014 Using models of social transmission to examine the spread of longline depredation behavior among sperm whales in the Gulf of Alaska. *PLoS One* **9**, e109079. (doi:10.1371/journal.pone.0109079)
91. Whitehead H. 2010 Conserving and managing animals that learn socially and share cultures. *Learn. Behav.* **38**, 329–336. (doi:10.3758/lb.38.3.329)
92. Ford J, Ellis G. 2006 Selective foraging by fish-eating killer whales *Orcinus orca* in British Columbia. *Mar. Ecol. Prog. Ser.* **316**, 185–199. (doi:10.3354/meps316185)
93. McComb K, Shannon G, Durant SM, Sayialel K, Slotow R, Poole J, Moss C. 2011 Leadership in elephants: the adaptive value of age. *Proc. R. Soc. B* **278**, 3270–3276. (doi:10.1098/rspb.2011.0168)
94. Brent LNJ, Franks DW, Foster EA, Balcomb KC, Cant MA, Croft DP. 2015 Ecological knowledge, leadership, and the evolution of menopause in killer whales. *Curr. Biol.* **25**, 746–750. (doi:10.1016/j.cub.2015.01.037)
95. Whitehead H, Shin M. 2022 Current global population size, post-whaling trend and historical trajectory of sperm whales. *Sci. Rep.* **12**, 19468. (doi:10.1038/s41598-022-24107-7)
96. Waples RS. 1991 Pacific salmon, *Oncorhynchus* spp., and the definition of 'species' under the endangered species act. *Mar. Fish. Rev.* **53**, 11–22. <https://spo.nmfs.noaa.gov/sites/default/files/pdf-content/MFR/mfr533/mfr5332.pdf>
97. Green DM. 2005 Designatable units for status assessment of endangered species. *Conserv. Biol.* **19**, 1813–1820. (doi:10.1111/j.1523-1739.2005.00284.x)
98. Casacci LP, Barbero F, Balletto E. 2014 The 'evolutionarily significant unit' concept and its applicability in biological conservation. *Ital. J. Zool.* **81**, 182–193. (doi:10.1080/11250003.2013.870240)
99. Carvalho S *et al.* 2022 Using nonhuman culture in conservation requires careful and concerted action. *Conserv. Lett.* **15**, e12860. (doi:10.1111/conl.12860)
100. Whitehead H, Ford JKB, Horn AG. 2023 Using culturally transmitted behavior to help delineate conservation units for species at risk. *Biol. Conserv.* **285**, 110239. (doi:10.1016/j.biocon.2023.110239)
101. McDonald M, Mesnick S, Hildebrand J. 2006 Biogeographic characterization of blue whale song worldwide: using song to identify populations. *J. Cetacean Res. Manag.* **8**, 55–65. (doi:10.47536/jcrm.v8i1.702)
102. Rendell L, Mesnick SL, Dalebout ML, Burtenshaw J, Whitehead H. 2012 Can genetic differences explain vocal dialect variation in sperm whales, *Physeter macrocephalus*? *Behav. Genet.* **42**, 332–343. (doi:10.1007/s10519-011-9513-y)

103. Rendell L, Whitehead H, Escribano R. 2004 Sperm whale habitat use and foraging success off northern Chile: evidence of ecological links between coastal and pelagic systems. *Mar. Ecol. Prog. Ser.* **275**, 289–295. (doi:10.3354/meps275289)
104. Whitehead H, Rendell L. 2004 Movements, habitat use and feeding success of cultural clans of South Pacific sperm whales. *J. Anim. Ecol.* **73**, 190–196. (doi:10.1111/j.1365-2656.2004.00798.x)
105. Donovan G. 1991 A review of IWC stock boundaries. *Rep. Int. Whal. Comm. Spec. Issue* **13**, 39–68.
106. Mesnick SL *et al.* 2011 Sperm whale population structure in the eastern and central North Pacific inferred by the use of single-nucleotide polymorphisms, microsatellites and mitochondrial DNA. *Mol. Ecol. Resour.* **11**, 278–298. (doi:10.1111/j.1755-0998.2010.02973.x)
107. Caretta J *et al.* 2022 *U.S. Pacific marine mammal stock assessments*. Department of Commerce, NOAA Technical Memorandum NMFS-SWFSC-682. (doi:10.25923/ysf-gt95)
108. Félix F. 2006 Evidencia de colisiones de embarcaciones con cetáceos en Ecuador. In *Memorias del taller de trabajo sobre el impacto de las actividades antropogénicas en mamíferos marinos del Pacífico sudeste* (ed Comisión Permanente del Pacífico Surpp. 55–59. Bogotá, Colombia: Comisión Permanente del Pacífico Sur.
109. Félix F. 2014 *Atlas sobre distribución, rutas migratorias, hábitats críticos y amenazas, para grandes ballenas en el Pacífico Oriental*. Guayaquil, Ecuador: Comisión Permanente del Pacífico Sur. See <http://hdl.handle.net/1834/9355>.
110. Alexander A, Steel D, Hoekzema K, Mesnick SL, Engelhaupt D, Kerr I, Payne R, Baker CS. 2016 What influences the worldwide genetic structure of sperm whales (*Physeter macrocephalus*)? *Mol. Ecol.* **25**, 2754–2772. (doi:10.1111/mec.13638)
111. Best PB. 1999 Food and feeding of sperm whales *Physeter macrocephalus* off the west coast of South Africa. *South Afr. J. Sci.* **21**, 393–413. (doi:10.2989/025776199784126033)
112. Mendes S, Newton J, Reid RJ, Zuur AF, Pierce GJ. 2007 Stable carbon and nitrogen isotope ratio profiling of sperm whale teeth reveals ontogenetic movements and trophic ecology. *Oecologia* **151**, 605–615. (doi:10.1007/s00442-006-0612-z)
113. Pirotta E, Vighi M, Brotons J, Dillane E, Cerdà M, Rendell L. 2020 Stable isotopes suggest fine-scale sexual segregation in an isolated, endangered sperm whale population. *Mar. Ecol. Prog. Ser.* **654**, 209–218. (doi:10.3354/meps13502)
114. Richard G, Bonnel J, Tixier P, Arnould JPY, Janc A, Guinet C. 2019 Evidence of deep-sea interactions between toothed whales and longlines. *Ambio* **49**, 173–186. (doi:10.1007/s13280-019-01182-1)
115. Rendell L, Whitehead H, Coakes A. 2005 Do breeding male sperm whales show preferences among vocal clans of females? *Mar. Mamm. Sci.* **21**, 317–322. (doi:10.1111/j.1748-7692.2005.tb01231.x)
116. US Government. 1996 US Endangered Species Act. 61 FR 4722
117. Bettridge S. 2023 Guidelines for preparing stock assessment reports pursuant to the marine mammal protection act. NMFS Procedure 02204–01.
118. Hyrenbach KD, Forney KA, Dayton PK. 2000 Marine protected areas and ocean basin management. *Aquat. Conserv.* **10**, 437–458. (doi:10.1002/1099-0755(200011/12)10:63.0.co;2-q)
119. Hobday A, Hartmann K. 2006 Near real-time spatial management based on habitat predictions for a longline bycatch species. *Fish. Manag.* **13**, 365–380. (doi:10.1111/j.1365-2400.2006.00515.x)
120. Wedding L, Maxwell S, Hyrenbach D, Dunn D, Roberts J, Briscoe D, Hines E, Halpin P. 2016 Geospatial approaches to support pelagic conservation planning and adaptive management. *Endanger. Species Res.* **30**, 1–9. (doi:10.3354/esr00716)
121. Lascelles B *et al.* 2014 Migratory marine species: their status, threats and conservation management needs. *Aquat. Conserv.* **24**, 111–127. (doi:10.1002/aqc.2512)
122. Hersh TA *et al.* 2025 Ecology and conservation of socially learned foraging tactics in Odontocetes. *Phil. Trans. R. Soc. B* **380**, 20240132. (doi:10.1098/rstb.2024.0133)
123. Garland EC *et al.* 2025 Culture and conservation in baleen whales. *Phil. Trans. R. Soc. B* **380**, 20240133. (doi:10.1098/rstb.2024.0133)
124. Brown W, Webster M. 2025 Fishy culture in a changing world. *Phil. Trans. R. Soc. B* **380**, 20240130. (doi:10.1098/rstb.2024.0130)
125. Braulik GT, Kasuga M, Wittich A, Kiszka JJ, MacCaulay J, Gillespie D, Gordon J, Said SS, Hammond PS. 2018 Cetacean rapid assessment: an approach to fill knowledge gaps and target conservation across large data deficient areas. *Aquat. Conserv.* **28**, 216–230. (doi:10.1002/aqc.2833)
126. De Vos A, Schwartz M. 2022 Confronting parachute science in conservation. *Conserv. Sci. Pract.* **4**, e12681. (doi:10.1111/csp2.12681)
127. Rosero P. 2019 *Protocolo de respuesta a varamientos de especies marinas: cetáceos, pinnípedos, tortugas marinas, tiburones ballena y mantarrayas*. Quito, Ecuador: Deutsche Gesellschaft für Internationale Zusammenarbeit – GIZ Ecuador, Ministerio de Ambiente.
128. Rosero P (ed). 2019 *Guía metodológica: conformación de la red ecuatoriana de respuesta a varamientos y rescate de especies marinas en áreas marinas y costeras protegidas del Ecuador*. Guayaquil, Ecuador: Subsecretaría de Gestión Marina y Costera, Ministerio del Ambiente de Ecuador.
129. Blount D *et al.* 2022 Flukebook: an open-source AI platform for cetacean photo identification. *Mamm. Biol.* **102**, 1005–1023. (doi:10.1007/s42991-021-00221-3)
130. Cheeseman T, Johnson T, Southerland K, Muldavin N. 2017 *Happywhale: globalizing marine mammal photo identification via a citizen science web platform*. International Whaling Commission Report SC/67b/PH/02.
131. Wong S, Whitehead H. 2014 Seasonal occurrence of sperm whales (*Physeter macrocephalus*) around Kelvin Seamount in the Sargasso Sea in relation to oceanographic processes. *Deep Sea Res. Part I* **91**, 10–16. (doi:10.1016/j.dsr.2014.05.001)
132. Beslin WAM, Whitehead H, Gero S. 2018 Automatic acoustic estimation of sperm whale size distributions achieved through machine recognition of on-axis clicks. *J. Acoust. Soc. Am.* **144**, 3485–3495. (doi:10.1121/1.5082291)
133. Posdaljian N, Solsona-Berga A, Hildebrand JA, Soderstjerna C, Wiggins SM, Lenssen K, Baumann-Pickering S. 2024 Sperm whale demographics in the Gulf of Alaska and Bering Sea/Aleutian Islands: an overlooked female habitat. *PLoS One* **19**, e0285068. (doi:10.1371/journal.pone.0285068)
134. Gubnitsky G, Mevorach Y, Gero S, Gruber DF, Roe D. 2024 Automatic detection and annotation of sperm whale codas. *ArXiv:2407.17119*.
135. Shiu Y *et al.* 2020 Deep neural networks for automated detection of marine mammal species. *Sci. Rep.* **10**, 607. (doi:10.1038/s41598-020-57549-y)
136. Usman AM, Ogundile OO, Versfeld DJJ. 2020 Review of automatic detection and classification techniques for cetacean vocalization. *IEEE Access* **8**, 105181–105206. (doi:10.1109/access.2020.3000477)
137. Bierlich K, Karki S, Bird C, Fern A, Torres L. 2024 Automated body length and body condition measurements of whales from drone videos for rapid assessment of population health. *Mar. Mammal Sci.* **40**, e13137. (doi:10.1111/mms.13137)
138. Glarou M, Gero S, Frantzis A, Brotons JM, Vivier F, Alexiadou P, Cerdà M, Pirotta E, Christiansen F. 2023 Estimating body mass of sperm whales from aerial photographs. *Mar. Mamm. Sci.* **39**, 251–273. (doi:10.1111/mms.12982)
139. Christiansen F *et al.* 2020 Population comparison of right whale body condition reveals poor state of the North Atlantic right whale. *Mar. Ecol. Prog. Ser.* **640**, 1–16. (doi:10.3354/meps13299)
140. Ramp C, Gaspard D, Gavrilchuk K, Unger M, Schleimer A, Delarue J, Landry S, Sears R. 2021 Up in the air: drone images reveal underestimation of entanglement rates in large rorqual whales. *Endanger. Species Res.* **44**, 33–44. (doi:10.3354/esr01084)

141. Eguiguren A, Avila I, Mesnick S, Cantor M, Hersh T, Pérez-Puig H *et al.* 2025 Supplementary material from: Integrating cultural dimensions in sperm whale (*Physeter macrocephalus*) conservation: threats, challenges, and solutions. Figshare. (doi:[10.6084/m9.figshare.c.7757433](https://doi.org/10.6084/m9.figshare.c.7757433))